

1- K574F Transmission

K574F Seal Kit

Kit Includes

- | | |
|------|------|
| #171 | #91 |
| #19 | #92 |
| #20 | #94 |
| #30 | #99 |
| #59 | #104 |
| #72 | #105 |
| #81 | #106 |

All parts may not be used.

K574F Repair Kit

Kit Includes

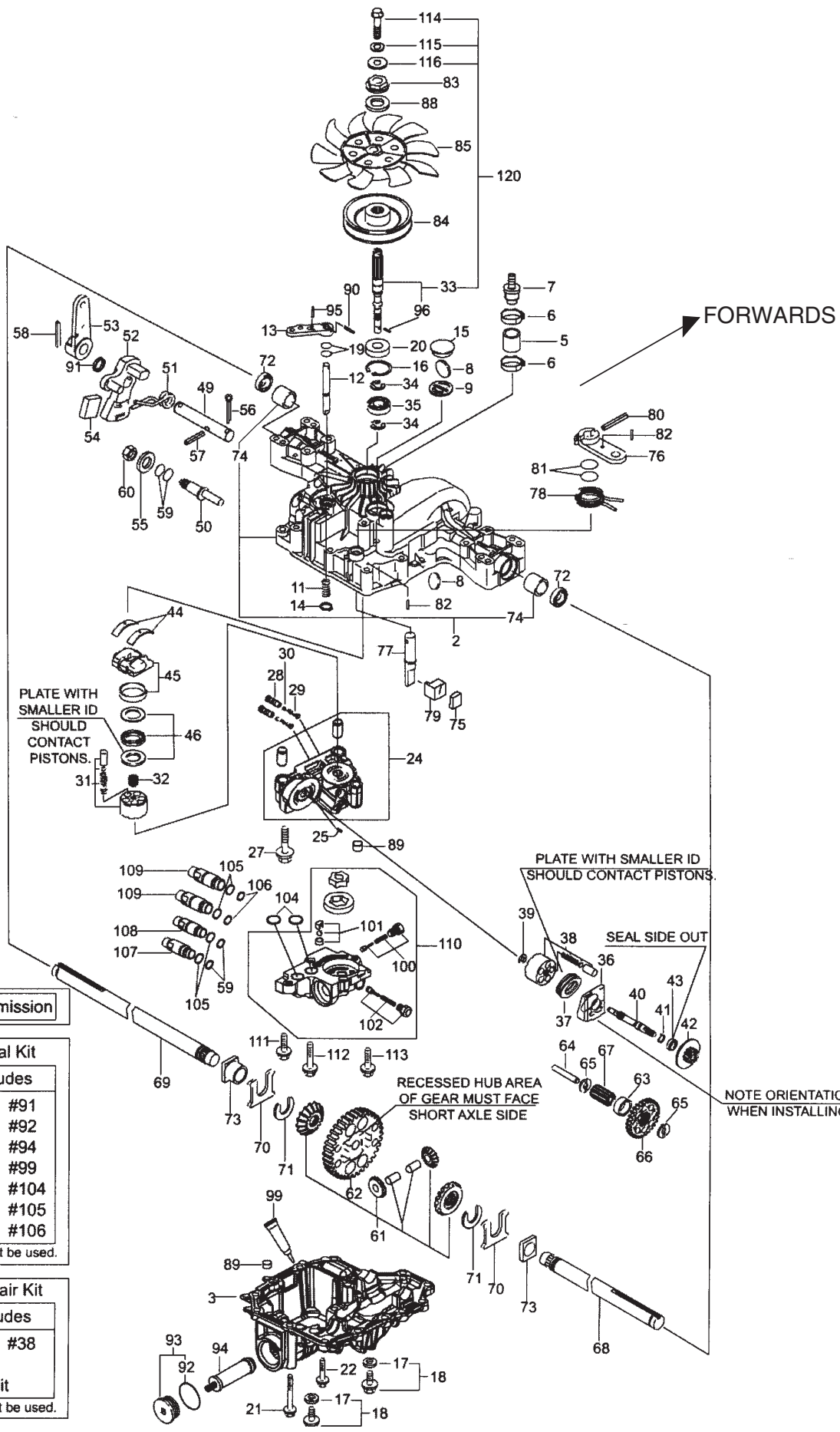
- | | |
|---------------|-----|
| #24 | #38 |
| #31 | |
| #200-Seal Kit | |

All parts may not be used.

200-

201-

Utgåva Issue		Bildnr Picture No		KANZAKI TRANSAXEL K574F (s/n 0010000- 9999999)		KANZAKI TRANSAXLE K574F (s/n 0010000- 9999999)		Sida Page	
2011- 11		2220A						456	
Pos. Fig.	Antal/Quantity				Art nr Part No	Benämning	Description	Sats Kit	Anmärkning Notes
	574F								
	1				1137-0125-01	Transaxel kpl.....	Transaxle assy.....		Kanzaki K574F Inkl. pos 74
	2				1139-1470-01	Hus- övre	Housing- upper		
	3				1139-1456-01	Hus- nedre	Housing- lower		
	5				1139-1301-01	Rör	Tube		
	6				1139-1336-01	Slangklämma.....	Hose clamp		
	7				1139-1306-01	Adapter.....	Adapter		
	8				1139-1150-01	Magnet	Magnet		
	9				1139-1341-01	Hållare- magnet	Holder- magnet		
	11				1139-1347-01	Fjäder.....	Spring		
	12				1139-1251-01	Axel- bypass	Shaft- bypass		
	13				1139-1189-01	Arm- bypass	Lever- bypass.....		
	14				1139-1161-01	Låsring	Ring		
	15				1139-1275-01	Plugg.....	Bore plug		
	16				1139-1104-01	Låsring	Snap ring		
	17				1139-1103-01	• Tätningbricka	• Seal washer.....	S	
	18				1139-1500-01	Dräneringskruv	Drain bolt kit	S	
	20				1139-1119-01	• Tätning	• Seal	S	
	21				1139-1455-01	Skruv	Tapping screw.....		
	22				1139-0244-01	Skruv.....	Tapping screw.....		
	24				1139-1605-01	• Centrumhus	• Center case	R	
	25				1139-1158-01	Stift.....	Pin		
X	27				1139-1718-01	Bult.....	Bolt		
	28				1139-1468-01	Ventil	IDS valve.....		
	29				1139-1243-01	Fjäder.....	Spring		
	30				1139-1307-01	• Filter	• Filter	S	
	31				1139-1356-01	• Cylinderblock kpl	• Cylinder block assy	R	
	32				1139-1245-01	Fjäder.....	Spring		
X	33				1139-1724-01	Pumpaxel.....	Pump shaft	Inkl. pos 96	
	34				1139-1146-01	Låsring	Ring		
	35				1139-1110-01	Kullager	Ball bearing.....		
	36				1139-1458-01	Hus	Housing		
	37				1139-1438-01	Lager	Bearing.....		
	38				1139-1509-01	• Cylinderblock kpl	• Cylinder block kit.....	R	
	39				1139-1160-01	Bricka	Washer.....		
	40				1139-1353-01	Motoraxel	Motor shaft		
	41				1139-1021-01	Låsring	Snap ring		
	42				1139-1272-01	Motordrev.....	Motor gear		
	43				1139-1453-01	Lager	Bearing.....		
	44				1139-1066-01	Tryckplatta.....	Metal thrust.....		
	45				1139-1597-01	Stänkplatta.....	Swash plate.....		
	46				1139-1508-01	Lager	Thrust bearing kit.....		
	49				1139-1354-01	Regleraxel.....	Control shaft		
	50				1139-1410-01	Excenter.....	Fulcrum.....		
	51				1139-1312-01	Fjäder.....	Spring		
	52				1139-1409-01	Reglerarm.....	Control arm.....		
	53				1139-1325-01	Reglerarm.....	Control lever		
	54				1139-1596-01	Ryckplatta.....	Jerky plate.....		
	55				1139-1102-01	Bricka	Washer.....		
	56				1139-1355-01	Saxpinne.....	Cotter pin		
	57				1139-1329-01	Stift.....	Pin		
	58				1139-1285-01	Stift.....	Pin		
	60				1139-1127-01	Mutter.....	Nut		
	61				1139-1404-01	Differentialdrev kpl	Differential gear kit.....		
	62				1139-1258-01	Slutdrev	Final gear		
	63				1139-1255-01	Hylsa	Collar		
	64				1139-1256-01	Reduktionsaxel	Reduction shaft.....		
	65				1139-1398-01	Bricka	Washer.....		
	66				1139-1267-01	Reduktionsdrev	Reduction gear.....		
	67				1139-1361-01	Slutdrev	Final pinion		
	68				1139-1344-01	Hjulaxel- vä	Axle shaft- left		
	69				1139-1345-01	Hjulaxel- hö	Axle shaft- right.....		
	70				1139-1078-01	Tryckbricka	Thrust washer		
	71				1139-1163-01	Låsring	Ring		



1- K574F Transmission

200- K574F Seal Kit

Kit Includes

#17	#91
#19	#92
#20	#94
#30	#99
#59	#104
#72	#105
#81	#106

All parts may not be used.

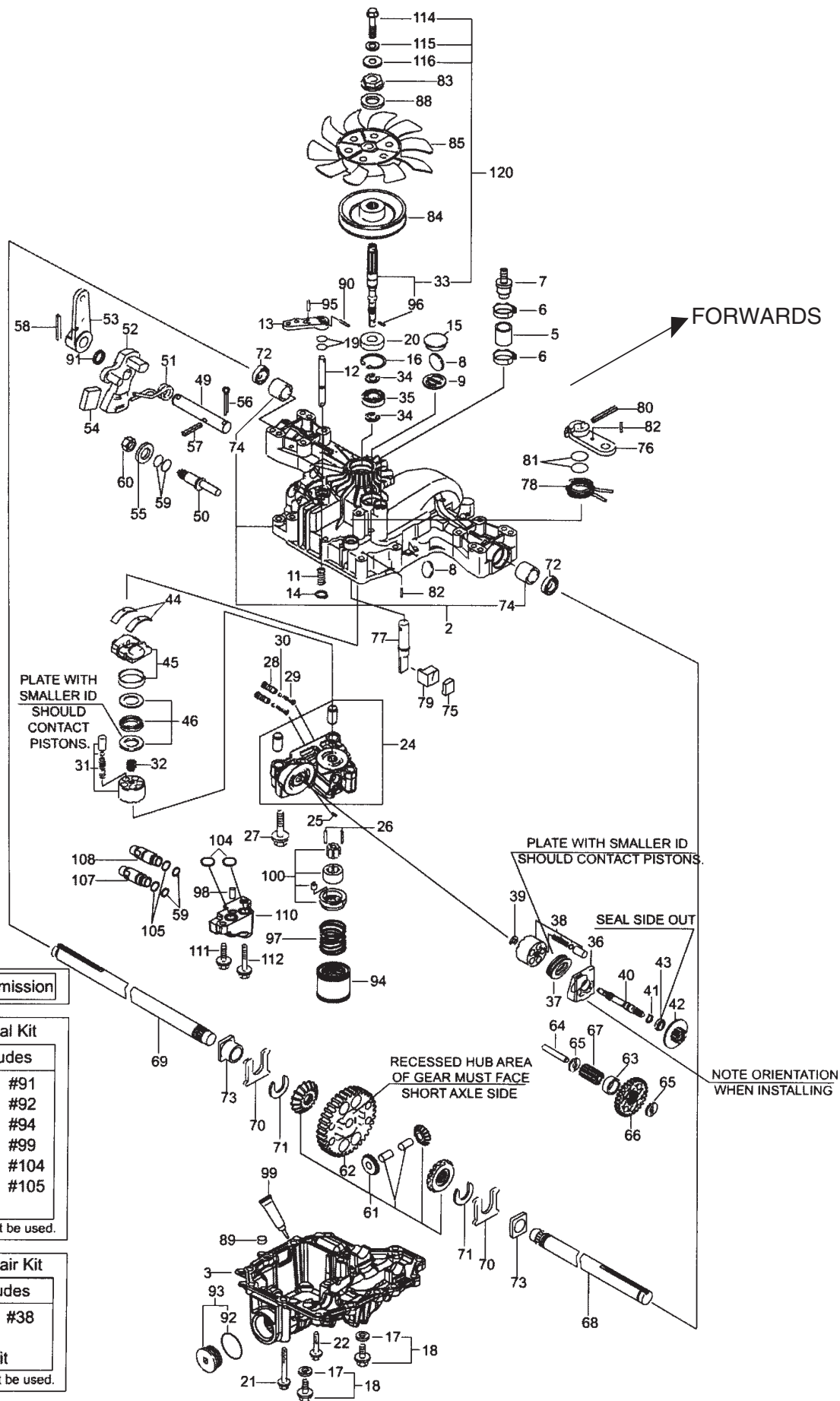
201- K574F Repair Kit

Kit Includes

#24	#38
#31	
#200-Seal Kit	

All parts may not be used.

Utgåva Issue 2011- 11		Bildnr Picture No 2220A		KANZAKI TRANSAXEL K574F (s/n 0010000- 9999999)		KANZAKI TRANSAXLE K574F (s/n 0010000- 9999999)		Sida Page 458	
Pos. Fig.	Antal/Quantity				Art nr Part No	Benämning	Description	Sats Kit	Anmärkning Notes
	574F								
72	2				1139- 1080- 01	• Tätning	• Seal	S	
73	2				1139- 1164- 01	Bussning	Bushing.....		
74	2				1139- 1414- 01	• Bussning.....	• Bushing.....		
75	1				1139- 1260- 01	Bromssko.....	Brake shoe.....		
76	1				1139- 1261- 01	Bromsarm	Brake arm		
77	1				1139- 1320- 01	Bromsaxel	Brake shaft.....		
78	1				1139- 1411- 01	Returfjäder	Return spring.....		
79	1				1139- 1264- 01	Bromstryckare.....	Brake actuator.....		
80	1				1139- 1282- 01	Stift.....	Pin		
82	2				1139- 1281- 01	Stift.....	Pin		
83	1				1139- 1248- 01	Krage.....	Spline collar		
84	1				1139- 1469- 01	Remskiva.....	Pulley		
85	1				1134- 4190- 01	Fläkt.....	Fan		
88	1				1139- 1276- 01	Bricka	Collar		
89	4				1139- 1166- 01	Tapp.....	Pin		
90	1				1139- 1280- 01	Stift.....	Pin		
91	1				1139- 1303- 01	• Tätningsring	• Oil seal	S	
92	1				1139- 1534- 01	• O- ring.....	• O- ring	S	
93	1				1139- 1510- 01	Lock.....	Cap kit		Inkl. pos 92
94	1				1139- 1186- 01	• Filter	• Filter	S	
95	1				1139- 1279- 01	Stift.....	Pin		
96	1				1139- 1148- 01	• Stift.....	• Pin.....		
99	1				1139- 1443- 01	• Tätningsmedel	• Sealant	S	
100	1				1139- 1462- 01	• Ventil	• Valve	S	
101	1				1139- 1234- 01	• Ventil kpl.....	• Check assy		
102	1				1139- 1463- 01	• Ventil	• Valve		
105	1				1139- 0239- 01	• Packning.....	• Packing	S	
106	2				1139- 1168- 01	• Packning.....	• Packing	S	
107	1				1139- 1459- 01	Nippel	Piping.....		
108	1				1139- 1460- 01	Nippel	Piping.....		
109	2				1139- 1464- 01	Anslutning	Connector		
110	1				1139- 1526- 01	Pumphus kpl	Pump case kit		Inkl. pos 100 - 102
111	1				1139- 1472- 01	Bult	Bolt		
112	1				1139- 1473- 01	Bult	Bolt		
113	1				1139- 1471- 01	Bult.....	Bolt		
X 114	1				1139- 1719- 01	• Bult.....	• Bolt		
X 115	1				1139- 1720- 01	• Låsbricka	• Lock washer.....		
X 116	1				1139- 1721- 01	• Bricka	• Washer.....		
X 120	1				1139- 1725- 01	Pumpaxel kpl.....	Pump shaft kit.....		Inkl pos 33,114- 116
200	1				1139- 1481- 01	Servicesats	Seal kit	R	Märkta S/Marked S
201	1				1139- 1527- 01	Reparationssats.....	Repair kit.....		Märkta R/Marked R



1 K574G Transmission

200 K574G Seal Kit

Kit Includes	
#17	#91
#19	#92
#20	#94
#30	#99
#59	#104
#72	#105
#81	

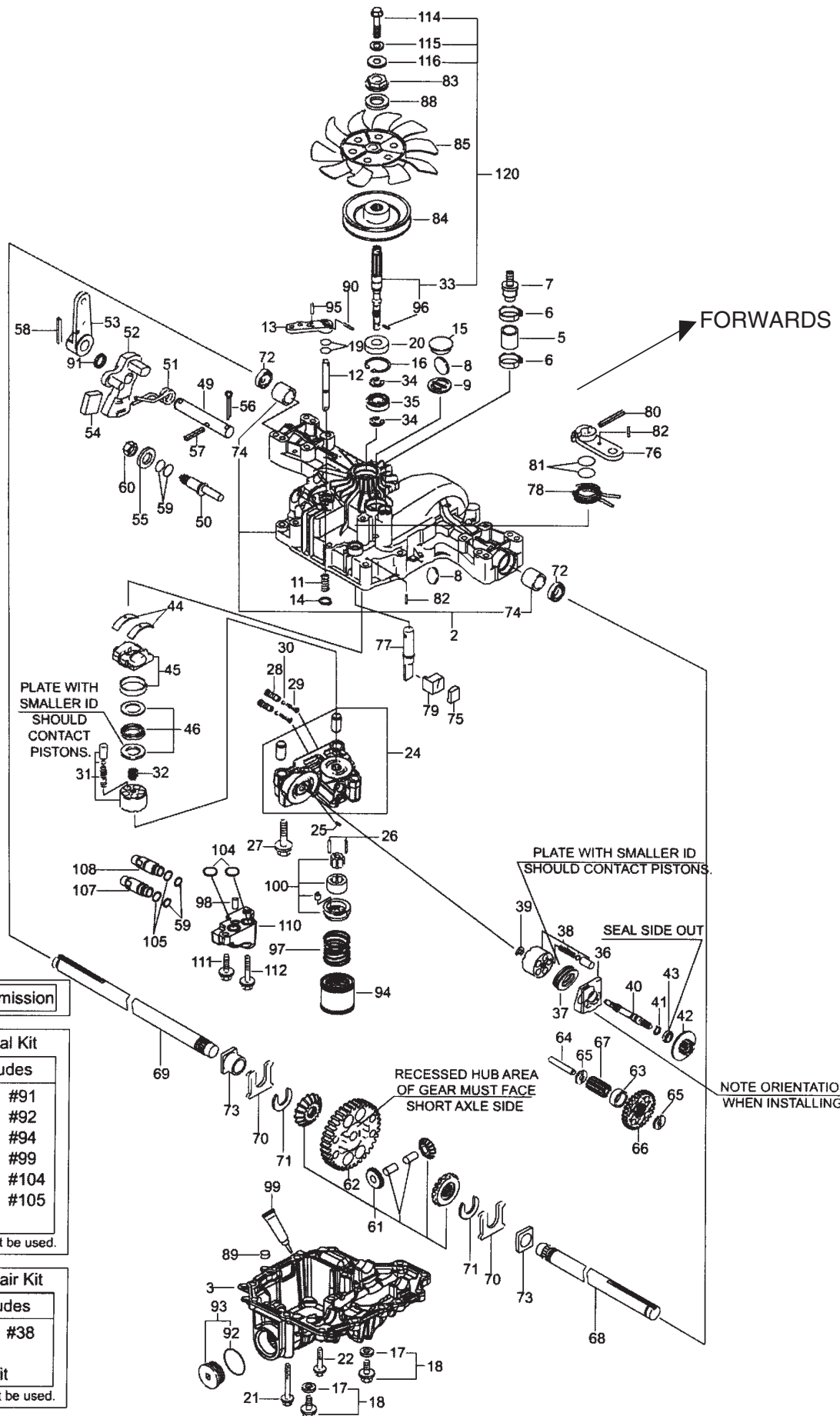
All parts may not be used.

201 K574G Repair Kit

Kit Includes	
#24	#38
#31	
#200-Seal Kit	

All parts may not be used.

Utgåva Issue 2011- 11		Bildnr Picture No 2221A		KANZAKI TRANSAXEL K574G (s/n 0015000- 9999999)		KANZAKI TRANSAXLE K574G (s/n 0015000- 9999999)		Sida Page 460	
Pos. Fig.	Antal/Quantity				Art nr Part No	Benämning	Description	Sats Kit	Anmärkning Notes
	574G								
	1	1			1137-0124-01	Transaxel kpl.....	Transaxle assy.....		Kanzaki K574G Pos 74 incl.
	2	1			1139-1470-01	Hus- övre	Housing- upper		
	3	1			1139-1457-01	Hus- nedre	Housing- lower		
	5	1			1139-1301-01	Rör	Tube		
	6	2			1139-1336-01	Slangklämma.....	Hose clamp		
	7	1			1139-1306-01	Adapter.....	Adapter		
	8	2			1139-1150-01	Magnet	Magnet		
	9	1			1139-1341-01	Hållare- magnet	Holder- magnet		
	11	1			1139-1347-01	Fjäder.....	Spring		
	12	1			1139-1251-01	Axel- bypass	Shaft- bypass		
	13	1			1139-1189-01	Arm- bypass	Lever- bypass.....		
	14	1			1139-1161-01	Låsring	Ring		
	15	1			1139-1275-01	Plugg.....	Bore plug		
	16	1			1139-1104-01	Låsring	Snap ring		
	17	2			1139-1103-01	• Tätningbricka	• Seal washer.....	S	
	18	2			1139-1500-01	Dräneringsskruv	Drain bolt kit		
	20	1			1139-1119-01	• Tätning	• Seal	S	
	21	4			1139-1455-01	Skruv	Tapping screw		
	22	12			1139-0244-01	Skruv.....	Tapping screw		
	24	1			1139-1487-01	• Centrumhus	• Center case	R	
	25	1			1139-1158-01	Stift.....	Pin		
	26	2			1139-1497-01	Stift.....	Pin		
X	27	2			1139-1718-01	Bult.....	Bolt		
	28	2			1139-1468-01	Ventil	IDS valve.....		
	29	2			1139-1243-01	Fjäder.....	Spring		
	30	2			1139-1307-01	• Filter	• Filter	S	
	31	1			1139-1356-01	• Cylinderblock kpl	• Cylinder block assy	R	
	32	1			1139-1245-01	Fjäder.....	Spring		
X	33	1			1139-1727-01	• Pumpaxel.....	• Pump shaft.....		
	34	3			1139-1146-01	Låsring	Ring		
	35	1			1139-1110-01	Kullager	Ball bearing		
	36	1			1139-1458-01	Hus.....	Housing		
	37	1			1139-1438-01	Lager	Bearing.....		
	38	1			1139-1509-01	• Cylinderblock kpl	• Cylinder block kit.....	R	
	39	1			1139-1160-01	Bricka	Washer.....		
	40	1			1139-1353-01	Motoraxel	Motor shaft		
	41	1			1139-1021-01	Låsring	Snap ring		
	42	1			1139-1272-01	Motordrev.....	Motor gear		
	43	1			1139-1453-01	Lager	Bearing.....		
	44	2			1139-1066-01	Tryckplatta	Metal thrust.....		
	45	1			1139-1597-01	Stänklatta.....	Swash plate.....		
	46	1			1139-1508-01	Lager	Thrust bearing kit		
	49	1			1139-1354-01	Regleraxel.....	Control shaft		
	50	1			1139-1410-01	Excenter.....	Fulcrum.....		
	51	1			1139-1312-01	Fjäder.....	Spring		
	52	1			1139-1409-01	Reglerarm.....	Control arm		
	53	1			1139-1325-01	Reglerarm.....	Control lever		
	54	1			1139-1596-01	Ryckplatta.....	Jerky plate.....		
	55	1			1139-1102-01	Bricka	Washer.....		
	56	1			1139-1355-01	Saxpinne.....	Cotter pin		
	57	1			1139-1329-01	Stift.....	Pin		
	58	1			1139-1285-01	Stift.....	Pin		
	60	1			1139-1127-01	Mutter.....	Nut		
	61	1			1139-1404-01	Differentialdrev kpl	Differential gear kit.....		
	62	1			1139-1258-01	Slutdrev	Final gear		
	63	1			1139-1255-01	Hylsa	Collar		
	64	1			1139-1256-01	Reduktionsaxel	Reduction shaft.....		
	65	2			1139-1398-01	Bricka	Washer.....		
	66	1			1139-1267-01	Reduktionsdrev	Reduction gear.....		
	67	1			1139-1361-01	Slutdrev	Final pinion		
	68	1			1139-1344-01	Hjulaxel- vä	Axle shaft- left		
	69	1			1139-1345-01	Hjulaxel- hö	Axle shaft- right.....		
	70	2			1139-1078-01	Tryckbricka	Thrust washer		



1- K574G Transmission

K574G Seal Kit

Kit Includes

- | | |
|-----|------|
| #17 | #91 |
| #19 | #92 |
| #20 | #94 |
| #30 | #99 |
| #59 | #104 |
| #72 | #105 |
| #81 | |

All parts may not be used.

K574G Repair Kit

Kit Includes

- | | |
|---------------|-----|
| #24 | #38 |
| #31 | |
| #200-Seal Kit | |

All parts may not be used.

Utgåva Issue 2011- 11		Bildnr Picture No 2221A		KANZAKI TRANSAXEL K574G (s/n 0015000- 9999999)		KANZAKI TRANSAXLE K574G (s/n 0015000- 9999999)		Sida Page 462	
Pos. Fig.	Antal/Quantity				Art nr Part No	Benämning	Description	Sats Kit	Anmärkning Notes
	574G								
71	2				1139-1163-01 Låsring	Ring			
72	2				1139-1080-01 • Tätning	• Seal	S		
73	2				1139-1164-01 Bussning	Bushing			
74	2				1139-1414-01 • Bussning	• Bushing			
75	1				1139-1260-01 Bromssko	Brake shoe			
76	1				1139-1261-01 Bromsarm	Brake arm			
77	1				1139-1320-01 Bromsaxel	Brake shaft			
78	1				1139-1411-01 Returfjäder	Return spring			
79	1				1139-1264-01 Bromstryckare	Brake actuator			
80	1				1139-1282-01 Stift	Pin			
82	2				1139-1281-01 Stift	Pin			
83	1				1139-1248-01 Krage	Spline collar			
84	1				1139-1469-01 Remskiva	Pulley			
85	1				1134-4190-01 Fläkt	Fan			
88	1				1139-1276-01 Bricka	Collar			
89	4				1139-1166-01 Tapp	Pin			
90	1				1139-1280-01 Stift	Pin			
91	1				1139-1303-01 • Tätningsring	• Oil seal	S		
92	1				1139-1534-01 • O-ring	• O-ring	S		
93	1				1139-1510-01 Lock	Cap kit			Pos 92 incl.
94	1				1139-1488-01 • Filter	• Filter	S		
95	1				1139-1279-01 Stift	Pin			
96	1				1139-1148-01 Stift	Pin			
97	1				1139-1492-01 Fjäder	Charge spring			
98	1				1139-1496-01 Pinne	Parallell pin			
99	1				1139-1443-01 • Tätningsmedel	• Sealant	S		
100	1				1139-1608-01 Pump kpl	Charge pump kit			Inkl. pos 101 - 102
104	1				1139-1013-01 • O-ring	• O-ring	S		
105	2				1139-0239-01 • Packning	• Packing	S		
107	1				1139-1459-01 Nippel	Piping			
108	1				1139-1460-01 Nippel	Piping			
110	1				1139-1505-01 Hydraulportblock	Hydraulic port block			
111	1				1139-1472-01 Bult	Bolt			
112	1				1139-1473-01 Bult	Bolt			
113	1				1139-1471-01 Bult	Bolt			
X 114	1				1139-1719-01 • Bult	• Bolt			
X 115	1				1139-1720-01 • Låsbricka	• Lock washer			
X 116	1				1139-1721-01 • Bricka	• Washer			
X 120	1				1139-1726-01 Pumpaxel kpl	Pump shaft kit			Inkl. pos 33,114- 116
200	1				1139-1506-01 Tätningssats	Seal kit	R		Märkta S/Marked S
201	1				1139-1507-01 Rep.sats	Repair kit			Märkta R/Marked R